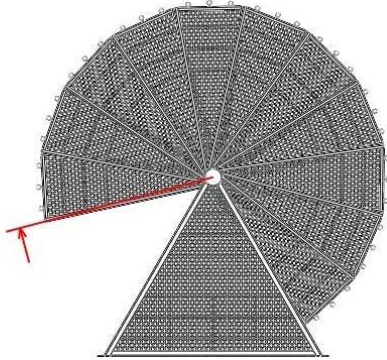


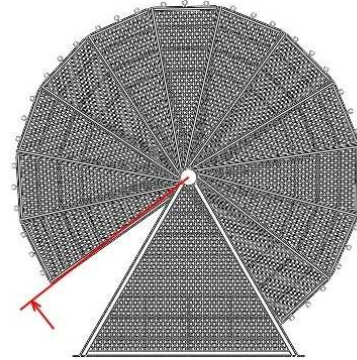
# Draufsichten Intercon K2 Ø 200 cm

Rote Linie = Einstieg

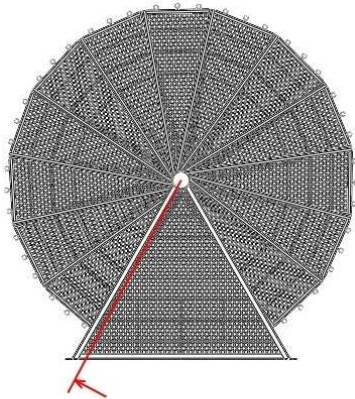
**11 Stufen + Podest**



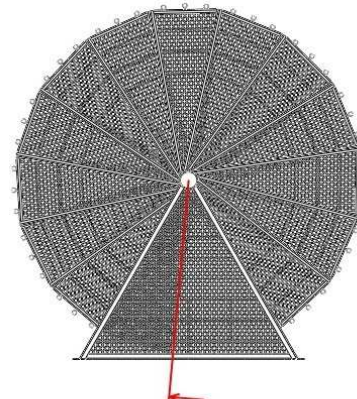
**12 Stufen + Podest**



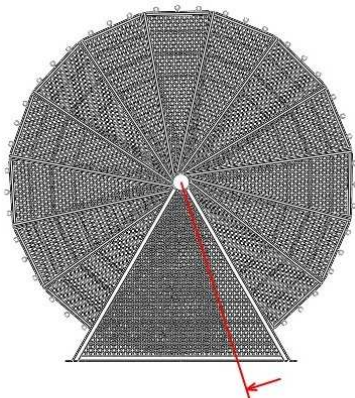
**13 Stufen + Podest**



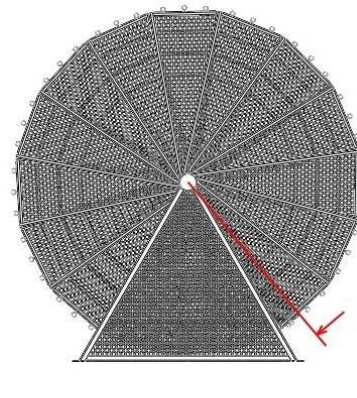
**14 Stufen + Podest**



**15 Stufen + Podest**



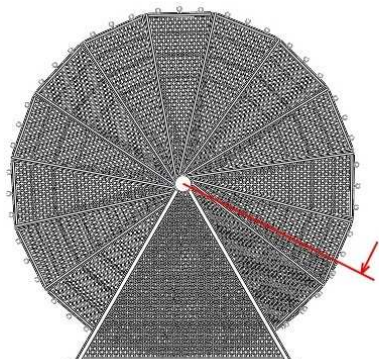
**16 Stufen + Podest**



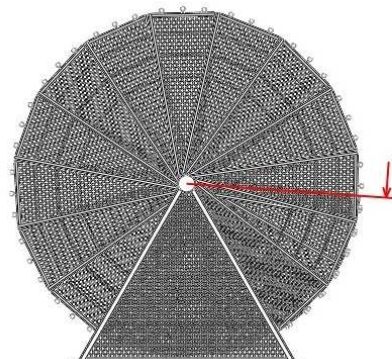
# Draufsichten Intercon K2 Ø 200 cm

Rote Linie = Einstieg

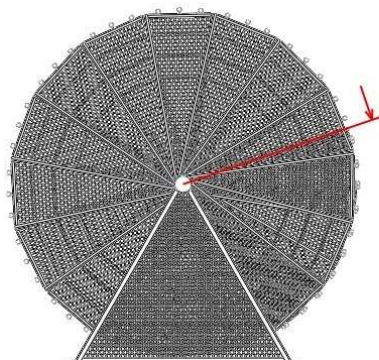
**17 Stufen + Podest**



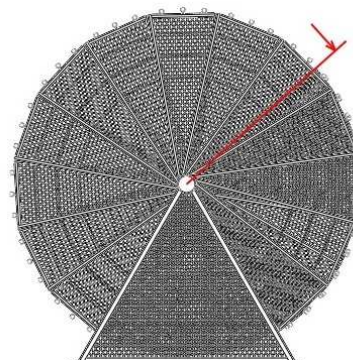
**18 Stufen + Podest**



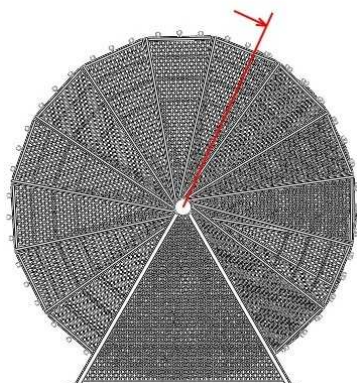
**19 Stufen + Podest**



**20 Stufen + Podest**



**21 Stufen + Podest**



**22 Stufen + Podest**

